

## MLN6 Specification Sheet

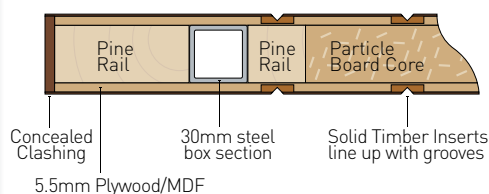


ALL DOORS AVAILABLE  
UP TO 2700x1210MM.

### Door Weights - kg/m<sup>2</sup>

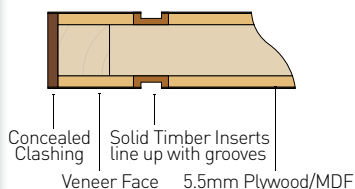
Solid 28.5  
Steel per L/M 2.0

#### 30 x 30mm STEEL INSERT DETAIL

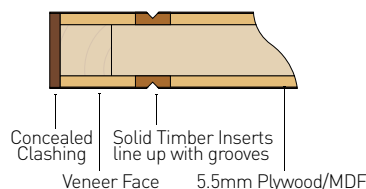


Flush panel door shown -  
contact us to design your  
own groove pattern for  
this door!

#### 10 x 3mm ROUT DETAIL



#### 6 x 3mm V-GROOVE DETAIL



AVAILABLE IN ANY OF THE  
FOLLOWING SPECIES  
(other species may be  
available on request)



### MLN6 Specialty Veneer Door Details

<b>Uses</b>	Milano doors are suitable for sheltered exterior applications where solid timber would often warp, twist or crack
<b>Description</b>	Milano doors are engineered timber doors using exterior plywood substrate and bonded using marine grade glue
<b>Features</b>	The MLN6 door is a horizontal grain flush panel veneer door with concealed clashing's to give a completely solid look
<b>Species Shown</b>	Tasmanian Oak

#### Skin and Thickness Options

	39mm	40.5mm	42mm
<b>Exterior</b>	N/A	5.5mm Skin	N/A
<b>Interior</b>	4.75mm Skin	N/A	6mm Skin
<b>Oversize</b>	not available		

#### Door Frame Configuration Doors 410-910mm Wide

	Rails	Stiles
<b>Solid Core</b>	Ex 35mm	Ex 35mm
<b>960mm Wide +</b>	Ex 105mm	Ex 105mm
<b>&gt;2400mm High</b>	Ex 105mm	Ex 105mm

- 'Oversize' is doors over 1210mm wide or 2700mm high
- Interior options available
- All Milano doors are made to order
- Staining veneer doors is at your own risk. Hallmark Group accepts no responsibility for the finished quality of a stained veneer door