

MLN5 Specification Sheet

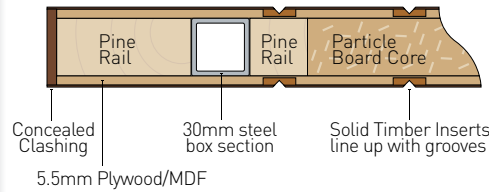


ALL DOORS AVAILABLE
UP TO 2700x1210MM.

Door Weights - kg/m²

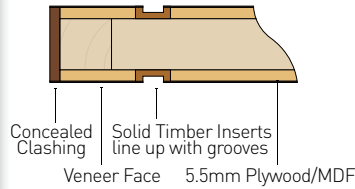
Solid	28.5
Steel per L/M	2.0

30 x 30mm STEEL INSERT DETAIL

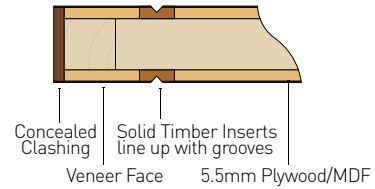


Flush panel door shown -
contact us to design your
own groove pattern for
this door!

10 x 3mm ROUT DETAIL



6 x 3mm V-GROOVE DETAIL



AVAILABLE IN ANY OF THE
FOLLOWING SPECIES
(other species may be
available on request)



American
White Oak



Rimu



Blackwood



Cedar



Jarrah



Tasmanian
Oak

MLN5 Specialty Veneer Door Details

Uses	Milano doors are suitable for sheltered exterior applications where solid timber would often warp, twist or crack
Description	Milano doors are engineered timber doors using exterior plywood substrate and bonded using marine grade glue
Features	The MLN5 door is a vertical grain flush panel veneer door with concealed clashing's to give a completely solid look
Species Shown	Australian Jarrah

Skin and Thickness Options

	39mm	40.5mm	42mm
Exterior	N/A	5.5mm Skin	N/A
Interior	4.75mm Skin	N/A	6mm Skin
Oversize	not available		

Door Frame Configuration Doors 410-910mm Wide

	Rails	Stiles
Solid Core	Ex 35mm	Ex 35mm
960mm Wide +	Ex 105mm	Ex 105mm
>2400mm High	Ex 105mm	Ex 105mm

- 'Oversize' is doors over 1210mm wide or 2700mm high
- Interior options available
- All Milano doors are made to order
- Staining veneer doors is at your own risk. Hallmark Group accepts no responsibility for the finished quality of a stained veneer door