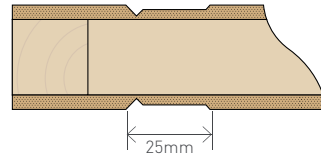


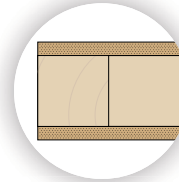
VVPK Specification Sheet



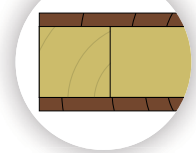
ROUTERED GROOVE DETAIL



4.75MM MDF SKIN
(FOR INTERIOR USE)



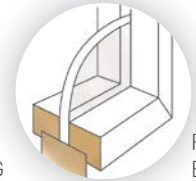
4.75MM TEMPERED
HARDBOARD SKIN (FOR
SHELTERED EXTERIOR USE)



PLEASE NOTE: GLASS IS NOT INCLUDED. ALL PANELS ARE BEADED WITH REBATED BEADING AS STANDARD. FLUSH BEADING AVAILABLE ON REQUEST.



FLUSH
BEADING



REBATED
BEADING

VVPK Panel Cut-Out Dimensions (mm)

Top Rail	150mm
Bottom Rail	150mm
Side Stiles	110mm
Glazing Panel Width	150mm
Glazing Panel Height	Door Height Less 300mm
Grooved Panel Width	290mm
Grooved Top and Bottom Panel Height	Door Height less 660mm Divided by 2
Grooved Mid Panel Height	120mm
Mid Rails	120mm

	Core Availability			Available Finishes	
	Hollow	Poly-styrene	Solid	Un-Primed	U.V Primed
1980 High	•	•	•	MTO	Ex-Stock (38mm S/C)
Up to 2400 High	•	•	•	MTO	Ex-Stock (38mm S/C)
2700 High	•	•	•	MTO	MTO
Oversize	N/A	•	N/A	MTO	N/A

	Stile, Rail and Lockblock Configuration 1980 up to 2400 High Doors 410-910mm Wide		
	Rails	Stiles	Lockblocks
Hollow (1980)	Ex 35mm	Ex 35mm	400 x 70mm
Hollow (Up to 2400)	Ex 35mm	Ex 35mm	800 x 70mm
Polystyrene	Ex 35mm	Ex 35mm	400/800 x 70mm
Solid (Up to 2400)	Ex 140mm	Ex 35mm	N/A
960mm Wide +	Ex 105mm	Ex 105mm	N/A
>2400mm High	Ex 105mm	Ex 105mm	N/A

	Skin and Thickness Options (MDF Skins)				
	34.5mm	37mm	38mm	39.5mm	42mm
Hollow	N/A	N/A	4.75mm Skin	4.75mm Skin	6.0mm Skin
Polystyrene	4.75mm Skin	6.0mm Skin	4.75mm Skin	4.75mm Skin	6.0mm Skin
Solid	N/A	N/A	4.75mm Skin	4.75mm Skin	6.0mm Skin
Oversize	N/A	6.0mm Skin	N/A	N/A	6.0mm Skin

- All doors over 1210 wide supplied un-primed
- 'Oversize' is doors over 1210mm wide or 2700mm high
- All hollow and polystyrene doors have double lock blocks
- Stock doors are standard sizes between 410mm and 910mm wide
- Tempered hardboard faced doors available for sheltered exterior doors, 38mm, 39.5mm or 42mm options